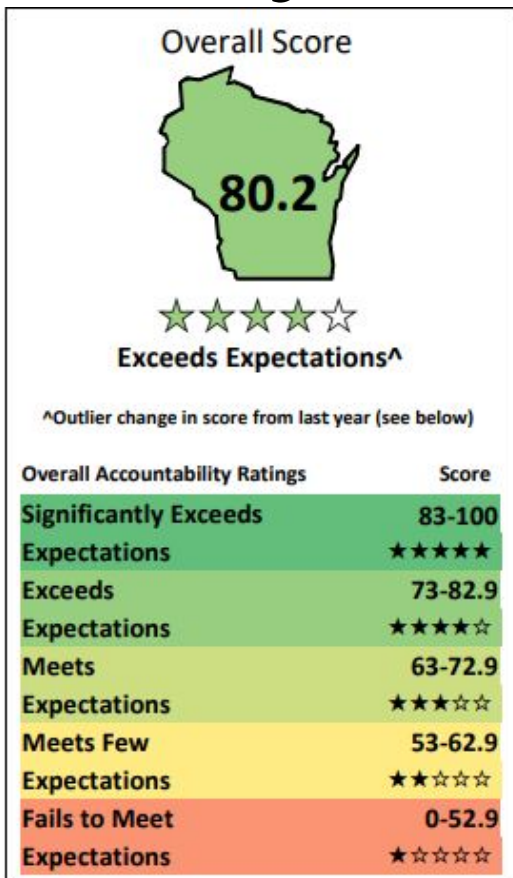


# Stanley-Boyd Area Schools

2017 - 18 State Report Card Data

# Stanley-Boyd Middle School

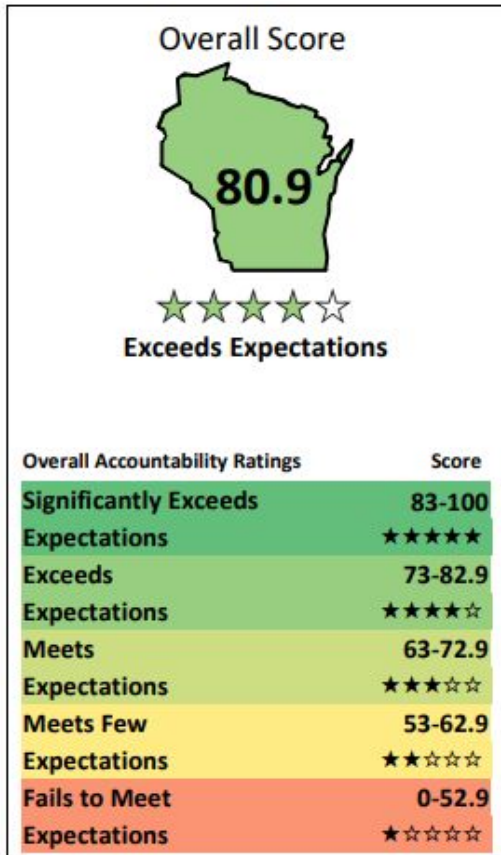


Priority Areas	School Score	Max Score	6-8 State	6-8 Max
<b>Student Achievement</b>	<b>68.1/100</b>		<b>61.7/100</b>	
English Language Arts (ELA) Achievement	35.6/50		32.6/50	
Mathematics Achievement	32.5/50		29.1/50	
<b>School Growth</b>	<b>80.3/100</b>		<b>66.0/100</b>	
English Language Arts (ELA) Growth	39.7/50		33.0/50	
Mathematics Growth	40.6/50		33.0/50	
<b>Closing Gaps</b>	<b>75.9/100</b>		<b>69.8/100</b>	
English Language Arts (ELA) Achievement Gaps	38.4/50		34.8/50	
Mathematics Achievement Gaps	37.5/50		35.0/50	
Graduation Rate Gaps	NA/NA		NA/NA	
<b>On-Track and Postsecondary Readiness</b>	<b>91.1/100</b>		<b>85.5/100</b>	
Graduation Rate	NA/NA		NA/NA	
Attendance Rate	76.7/80		74.2/80	
3rd Grade English Language Arts (ELA) Achievement	NA/NA		NA/NA	
8th Grade Mathematics Achievement	14.4/20		11.3/20	

Priority Area Weights	Percentage Weight
Student Achievement	13.6%
School Growth	36.4%
Closing Gaps	25.0%
On-Track and Postsecondary Readiness	25.0%

Note: For details about how weights are determined, see weighting calculator:  
[https://oea-dpi.shinyapps.io/overall\\_weighting\\_calculator/](https://oea-dpi.shinyapps.io/overall_weighting_calculator/)

# Stanley-Boyd Elem. School

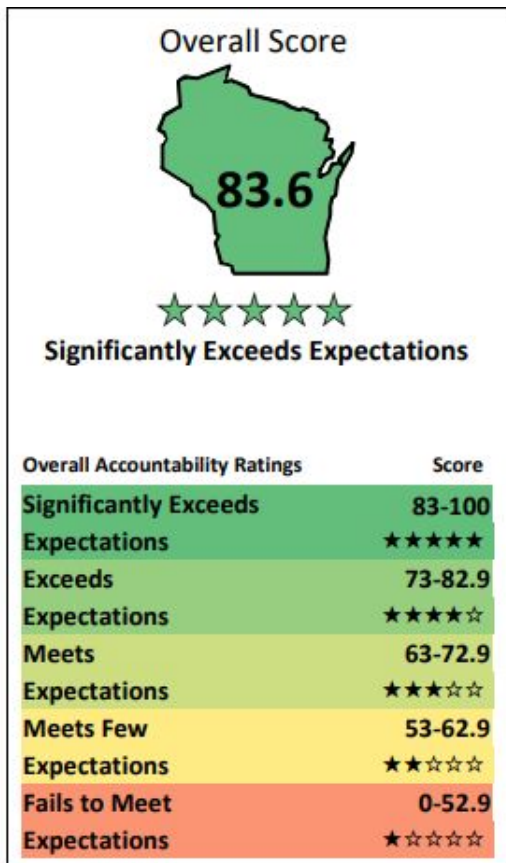


Priority Areas	School Score	Max Score	K-5 State	K-5 Max
<b>Student Achievement</b>	<b>78.9/100</b>		<b>66.0/100</b>	
English Language Arts (ELA) Achievement	36.0/50		32.2/50	
Mathematics Achievement	42.9/50		33.8/50	
<b>School Growth</b>	<b>84.0/100</b>		<b>66.0/100</b>	
English Language Arts (ELA) Growth	34.0/50		33.0/50	
Mathematics Growth	50.0/50		33.0/50	
<b>Closing Gaps</b>	<b>65.8/100</b>		<b>69.6/100</b>	
English Language Arts (ELA) Achievement Gaps	31.0/50		36.2/50	
Mathematics Achievement Gaps	34.8/50		33.4/50	
Graduation Rate Gaps	NA/NA		NA/NA	
<b>On-Track and Postsecondary Readiness</b>	<b>92.3/100</b>		<b>87.4/100</b>	
Graduation Rate	NA/NA		NA/NA	
Attendance Rate	77.4/80		74.8/80	
3rd Grade English Language Arts (ELA) Achievement	14.9/20		12.6/20	
8th Grade Mathematics Achievement	NA/NA		NA/NA	

Priority Area Weights	Percentage Weight
Student Achievement	11.5%
School Growth	38.5%
Closing Gaps	25.0%
On-Track and Postsecondary Readiness	25.0%

Note: For details about how weights are determined, see weighting calculator:  
[https://oea-dpi.shinyapps.io/overall\\_weighting\\_calculator/](https://oea-dpi.shinyapps.io/overall_weighting_calculator/)

# Stanley-Boyd High School



Priority Areas	School Score	Max Score	9-12 State	9-12 Max
<b>Student Achievement</b>	<b>67.4/100</b>		<b>57.3/100</b>	
English Language Arts (ELA) Achievement	32.7/50		29.8/50	
Mathematics Achievement	34.7/50		27.5/50	
<b>School Growth</b>	<b>NA/NA</b>		<b>NA/NA</b>	
English Language Arts (ELA) Growth	NA/NA		NA/NA	
Mathematics Growth	NA/NA		NA/NA	
<b>Closing Gaps</b>	<b>93.3/100</b>		<b>67.7/100</b>	
English Language Arts (ELA) Achievement Gaps	18.5/25		17.4/25	
Mathematics Achievement Gaps	24.8/25		17.5/25	
Graduation Rate Gaps	50.0/50		32.8/50	
<b>On-Track and Postsecondary Readiness</b>	<b>96.6/100</b>		<b>90.6/100</b>	
Graduation Rate	96.6/100		90.6/100	
Attendance Rate	NA/NA		NA/NA	
3rd Grade English Language Arts (ELA) Achievement	NA/NA		NA/NA	
8th Grade Mathematics Achievement	NA/NA		NA/NA	

Priority Area Weights	Percentage Weight
Student Achievement	40.0%
School Growth	NA
Closing Gaps	40.0%
On-Track and Postsecondary Readiness	20.0%

Note: For details about how weights are determined, see weighting calculator: [https://oea-dpi.shinyapps.io/overall\\_weighting\\_calculator/](https://oea-dpi.shinyapps.io/overall_weighting_calculator/)

# Stanley-Boyd Area Schools



Priority Areas	District Max Score	State Max Score
<b>Student Achievement</b>	<b>71.7/100</b>	<b>63.0/100</b>
English Language Arts (ELA) Achievement	34.8/50	32.1/50
Mathematics Achievement	36.9/50	30.9/50
<b>District Growth</b>	<b>80.3/100</b>	<b>66.0/100</b>
English Language Arts (ELA) Growth	36.8/50	33.0/50
Mathematics Growth	43.5/50	33.0/50
<b>Closing Gaps</b>	<b>83.2/100</b>	<b>67.9/100</b>
English Language Arts (ELA) Achievement Gaps	15.6/25	17.8/25
Mathematics Achievement Gaps	17.6/25	17.3/25
Graduation Rate Gaps	50.0/50	32.8/50
<b>On-Track and Postsecondary Readiness</b>	<b>91.1/100</b>	<b>85.0/100</b>
Graduation Rate	38.7/40	36.3/40
Attendance Rate	38.1/40	36.7/40
3rd Grade English Language Arts (ELA) Achievement	7.4/10	6.3/10
8th Grade Mathematics Achievement	6.9/10	5.7/10

Priority Area Weights	Percentage Weight
Student Achievement	14.0%
District Growth	36.0%
Closing Gaps	25.0%
On-Track and Postsecondary Readiness	25.0%

Note: For details about how weights are determined, see weighting calculator: [https://oea-dpi.shinyapps.io/overall\\_weighting\\_calculator/](https://oea-dpi.shinyapps.io/overall_weighting_calculator/)

# Stanley-Boyd Area Schools

**Have we been the best  
academic school in CESA 10  
the last 5 years?**

# 2017 - 18 ACT CESA 10 Comparison

20.4



19.6 (6th Best)



# Exceeding Expectations 5 Consecutive Years

Fall Creek



Stanley-Boyd





# Top 10 District Report Card 5 Consecutive Years

Stanley-Boyd



# Highest Low Score over 4 years

Greenwood



Stanley-Boyd



# Highest Average Score Last 4 Years

Bruce



Stanley-Boyd



# Are We The Best?

**5 year report card data CESA 10**



# Are We The Best?

**5 Year Report Card data CESA 10**

