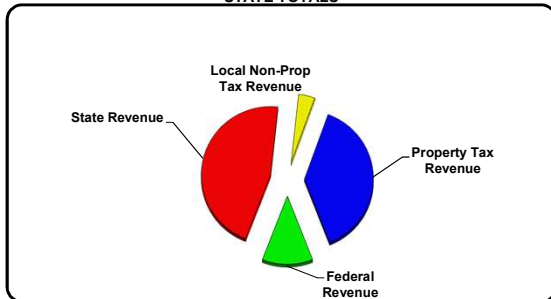


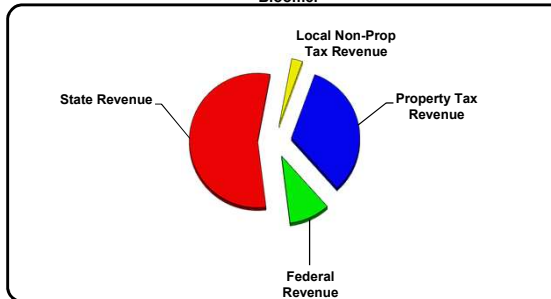
Multi-District Comparative Revenue Comparison Using Audited 2021-22 Annual Data *

STATE TOTALS



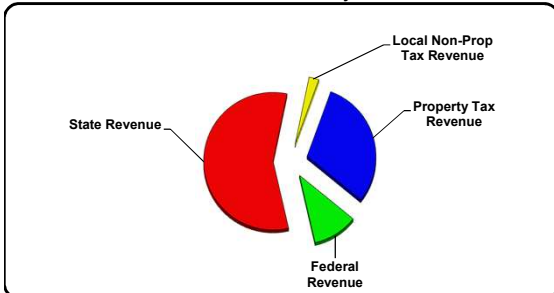
Membership	832,029	Total Revenue	% of Total	Rev Per Member
Property Tax Revenue		\$5,398,158,539	38.5%	\$6,488
Federal Revenue		\$1,660,448,240	11.8%	\$1,996
State Revenue		\$6,429,882,868	45.8%	\$7,728
Local Non-Prop Tax Revenue		\$538,667,760	3.8%	\$647
TOTAL REVENUE		\$14,027,157,407	100.0%	\$16,859

Bloomer



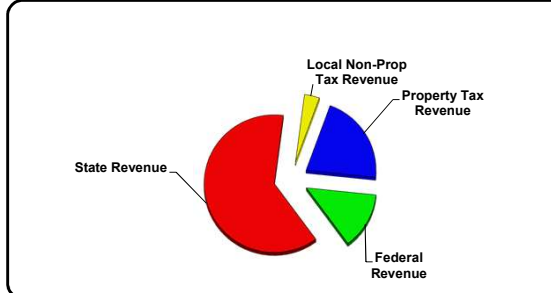
Membership	1,235	Total Revenue	% of Total	Rev Per Member
Property Tax Revenue		\$6,573,500	32.9%	\$5,323
Federal Revenue		\$1,926,273	9.6%	\$1,560
State Revenue		\$10,987,723	54.9%	\$8,897
Local Non-Prop Tax Revenue		\$521,333	2.6%	\$422
TOTAL REVENUE		\$20,008,829	100.0%	\$16,201

Cadott Community



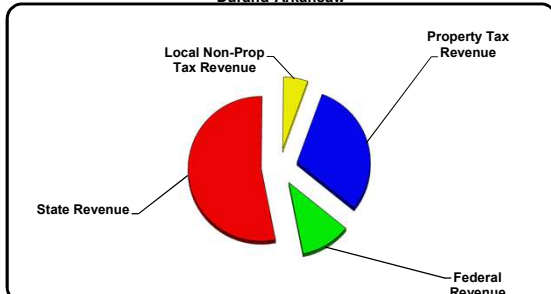
Membership	863	Total Revenue	% of Total	Rev Per Member
Property Tax Revenue		\$4,694,418	30.3%	\$5,440
Federal Revenue		\$1,632,876	10.5%	\$1,892
State Revenue		\$8,804,979	56.8%	\$10,203
Local Non-Prop Tax Revenue		\$359,102	2.3%	\$416
TOTAL REVENUE		\$15,491,375	100.0%	\$17,951

Colby



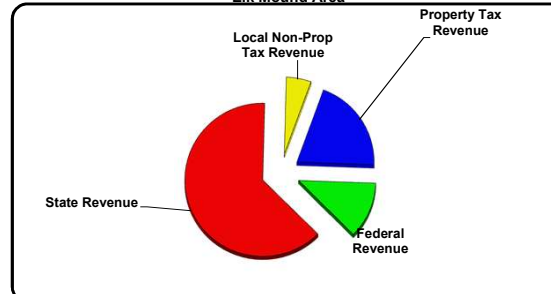
Membership	1,007	Total Revenue	% of Total	Rev Per Member
Property Tax Revenue		\$3,437,153	21.1%	\$3,413
Federal Revenue		\$2,167,193	13.3%	\$2,152
State Revenue		\$10,134,768	62.2%	\$10,064
Local Non-Prop Tax Revenue		\$567,166	3.5%	\$563
TOTAL REVENUE		\$16,306,281	100.0%	\$16,193

Durand-Arkansaw



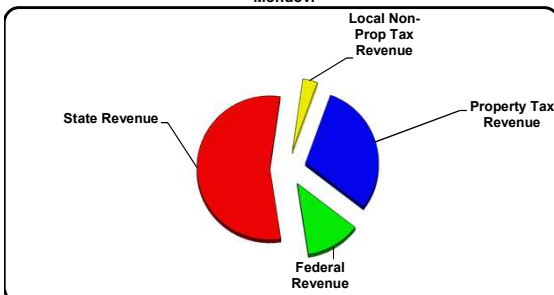
Membership	1,041	Total Revenue	% of Total	Rev Per Member
Property Tax Revenue		\$4,955,261	30.3%	\$4,760
Federal Revenue		\$1,802,607	11.0%	\$1,732
State Revenue		\$8,718,885	53.3%	\$8,375
Local Non-Prop Tax Revenue		\$880,327	5.4%	\$846
TOTAL REVENUE		\$16,357,080	100.0%	\$15,713

Elk Mound Area



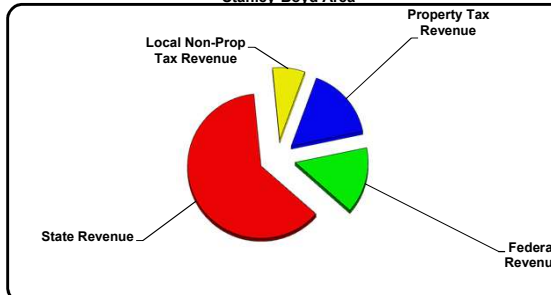
Membership	1,058	Total Revenue	% of Total	Rev Per Member
Property Tax Revenue		\$3,275,693	20.0%	\$3,096
Federal Revenue		\$1,949,284	11.9%	\$1,842
State Revenue		\$10,302,016	62.9%	\$9,737
Local Non-Prop Tax Revenue		\$845,633	5.2%	\$799
TOTAL REVENUE		\$16,372,625	100.0%	\$15,475

Mondovi



Membership	937	Total Revenue	% of Total	Rev Per Member
Property Tax Revenue		\$4,625,887	29.9%	\$4,937
Federal Revenue		\$1,870,908	12.1%	\$1,997
State Revenue		\$8,462,140	54.7%	\$9,031
Local Non-Prop Tax Revenue		\$506,784	3.3%	\$541
TOTAL REVENUE		\$15,465,719	100.0%	\$16,506

Stanley-Boyd Area



Membership	1,110	Total Revenue	% of Total	Rev Per Member
Property Tax Revenue		\$2,762,950	16.2%	\$2,489
Federal Revenue		\$2,527,805	14.8%	\$2,277
State Revenue		\$10,567,805	61.9%	\$9,521
Local Non-Prop Tax Revenue		\$1,215,491	7.1%	\$1,095
TOTAL REVENUE		\$17,074,051	100.0%	\$15,382